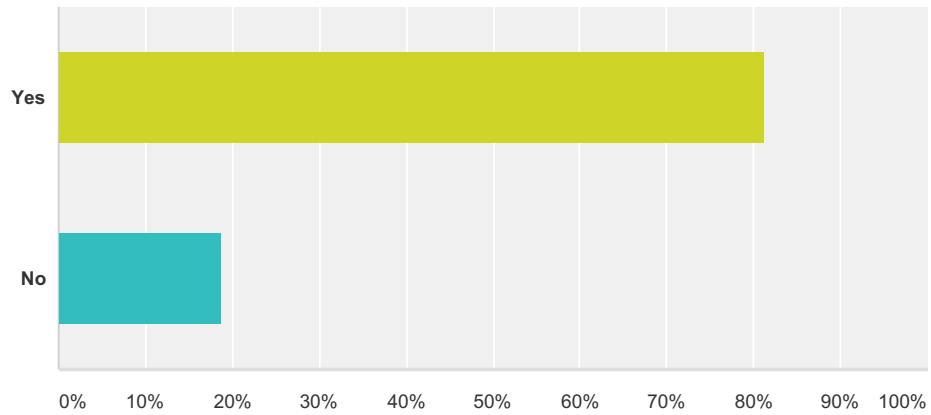


Q1 Do you live within Kearney City limits?

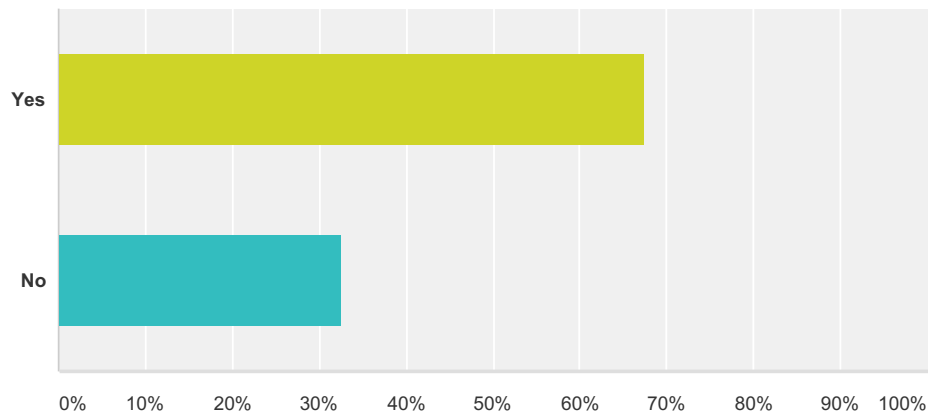
Answered: 219 Skipped: 1



Answer Choices	Responses
Yes	81.28% 178
No	18.72% 41
Total	219

Q2 Do you live in unincorporated Clay County surrounding Kearney?

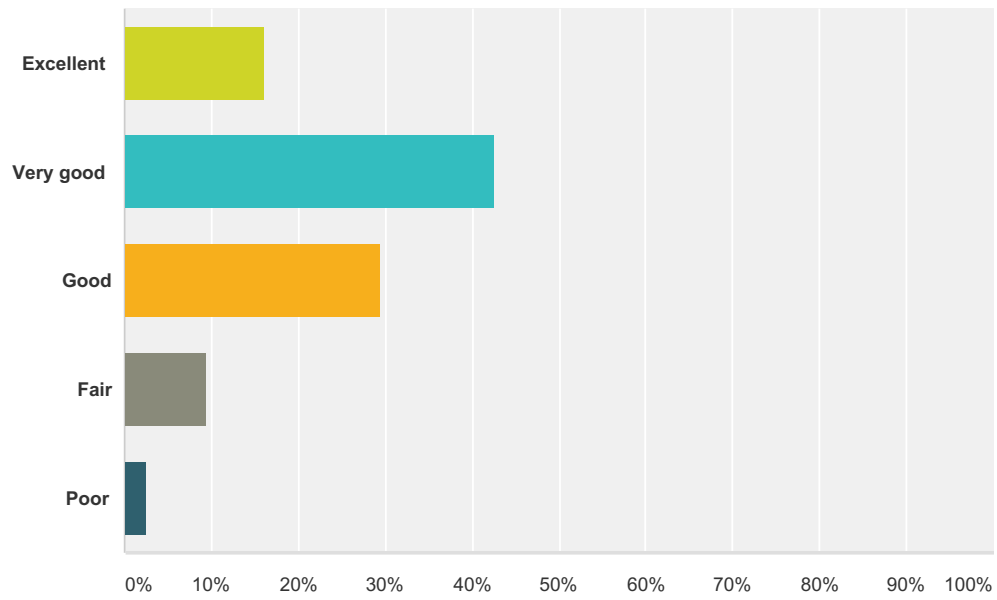
Answered: 40 Skipped: 180



Answer Choices	Responses	
Yes	67.50%	27
No	32.50%	13
Total		40

Q3 How would you rate our community as a place for people to live as they age?

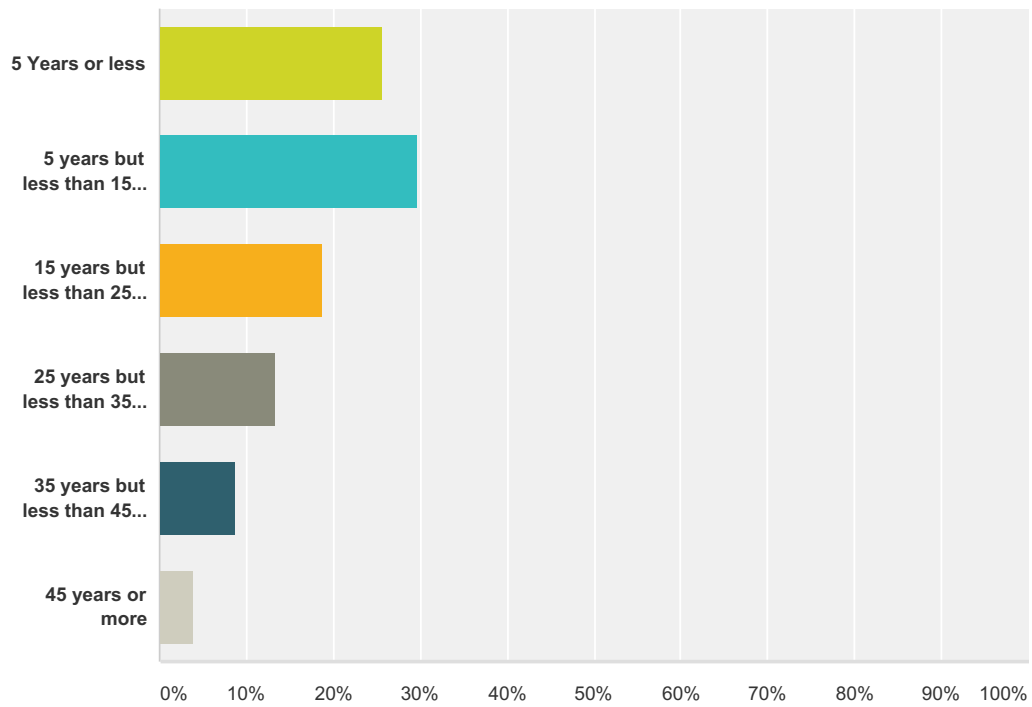
Answered: 204 Skipped: 16



Answer Choices	Responses
Excellent	16.18% 33
Very good	42.65% 87
Good	29.41% 60
Fair	9.31% 19
Poor	2.45% 5
Total	204

Q4 How long have you lived in this community?

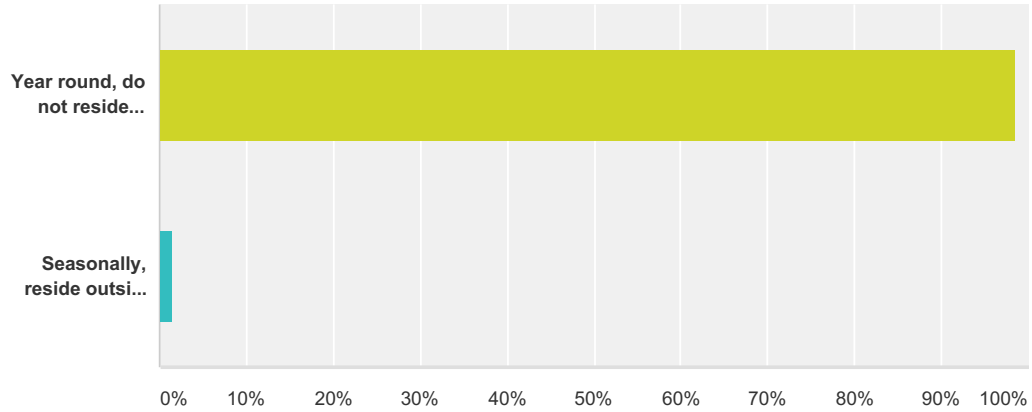
Answered: 203 Skipped: 17



Answer Choices	Responses
5 Years or less	25.62% 52
5 years but less than 15 years	29.56% 60
15 years but less than 25 years	18.72% 38
25 years but less than 35 years	13.30% 27
35 years but less than 45 years	8.87% 18
45 years or more	3.94% 8
Total	203

Q5 Some people reside in places outside the City of Kearney for part of the year. Which of the following best describes how you reside in our community?

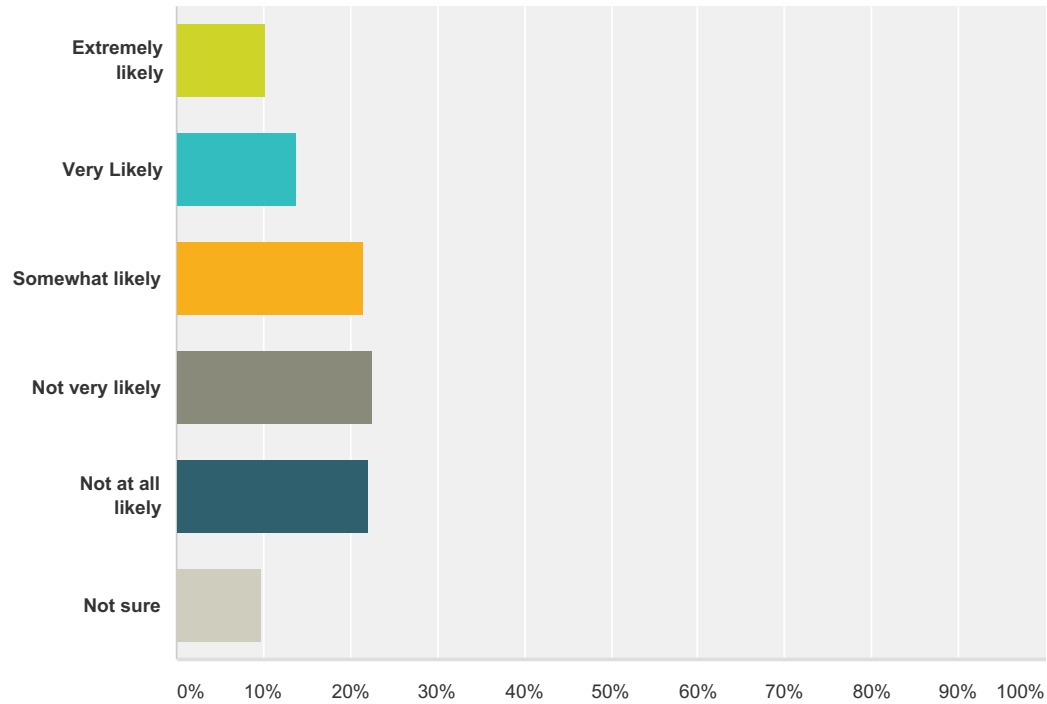
Answered: 192 Skipped: 28



Answer Choices	Responses
Year round, do not reside outside Kearney or the surrounding community.	98.44% 189
Seasonally, reside outside Kearney or the surrounding community during winter, spring, summer or fall on a regular basis.	1.56% 3
Total	192

Q6 Thinking about your retirement years when you do not work, how likely is it that you will move to a different home within the City of Kearney or surrounding community?

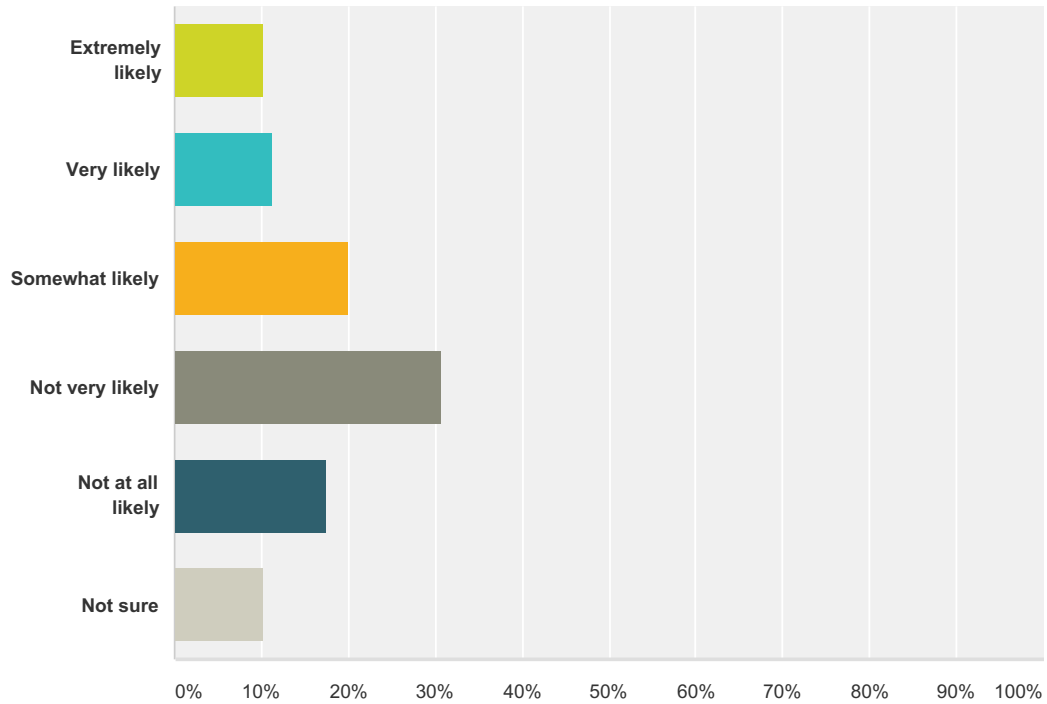
Answered: 195 Skipped: 25



Answer Choices	Responses	
Extremely likely	10.26%	20
Very Likely	13.85%	27
Somewhat likely	21.54%	42
Not very likely	22.56%	44
Not at all likely	22.05%	43
Not sure	9.74%	19
Total		195

Q7 Thinking about your retirement years when you do not work, how likely is it that you will move to a different home outside of the City of Kearney or surrounding community?

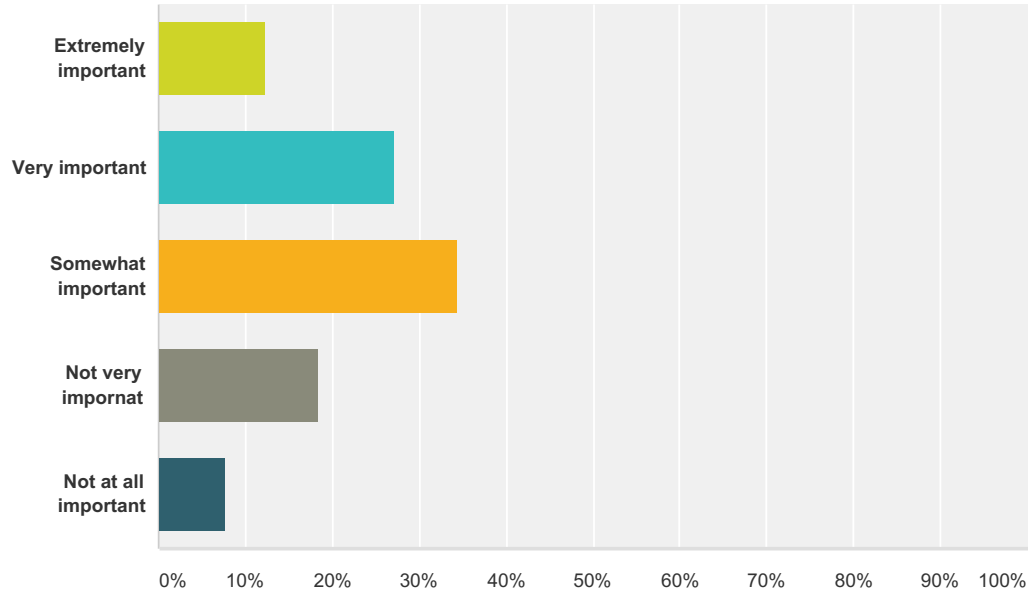
Answered: 195 Skipped: 25



Answer Choices	Responses	
Extremely likely	10.26%	20
Very likely	11.28%	22
Somewhat likely	20.00%	39
Not very likely	30.77%	60
Not at all likely	17.44%	34
Not sure	10.26%	20
Total		195

Q8 How important is it for you to remain in the City of Kearney or surrounding community as you age?

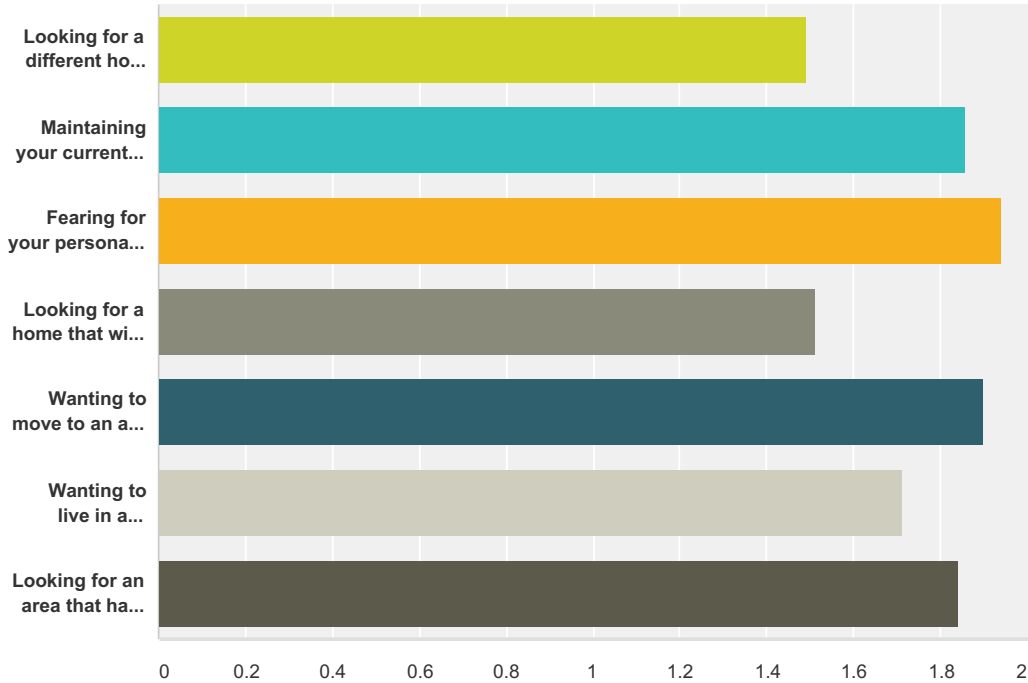
Answered: 195 Skipped: 25



Answer Choices	Responses	
Extremely important	12.31%	24
Very important	27.18%	53
Somewhat important	34.36%	67
Not very important	18.46%	36
Not at all important	7.69%	15
Total		195

Q9 If you were to consider moving out of the City of Kearney or surrounding community during your retirement when you do not work, would the following factors impact your decision to move?

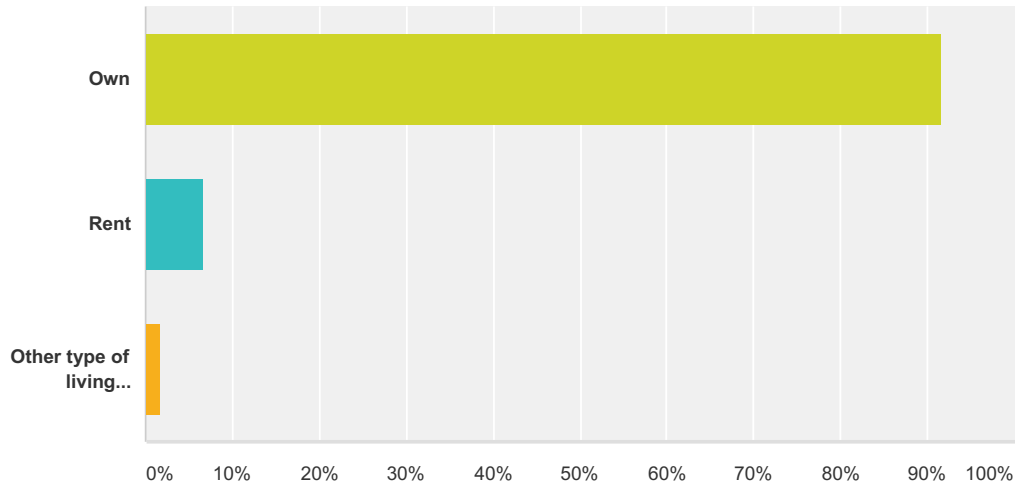
Answered: 178 Skipped: 42



	Yes	No	Not sure	Total	Weighted Average
Looking for a different home size that meets your need	62.92% 112	25.28% 45	11.80% 21	178	1.49
Maintaining your current home will be too expensive	32.02% 57	50.00% 89	17.98% 32	178	1.86
Fearing for your personal safety or security concerns	12.99% 23	80.23% 142	6.78% 12	177	1.94
Looking for a home that will help you live independently as you age	60.11% 107	28.65% 51	11.24% 20	178	1.51
Wanting to move to an area that has better health care facilities	27.53% 49	54.49% 97	17.98% 32	178	1.90
Wanting to live in a different climate	43.82% 78	41.01% 73	15.17% 27	178	1.71
Looking for an area that has a lower cost of living	33.52% 59	48.86% 86	17.61% 31	176	1.84

**Q10 Do you own or rent your primary home
- or do you have some other type of living
arrangement, such as living in the home of
a family member or friend?**

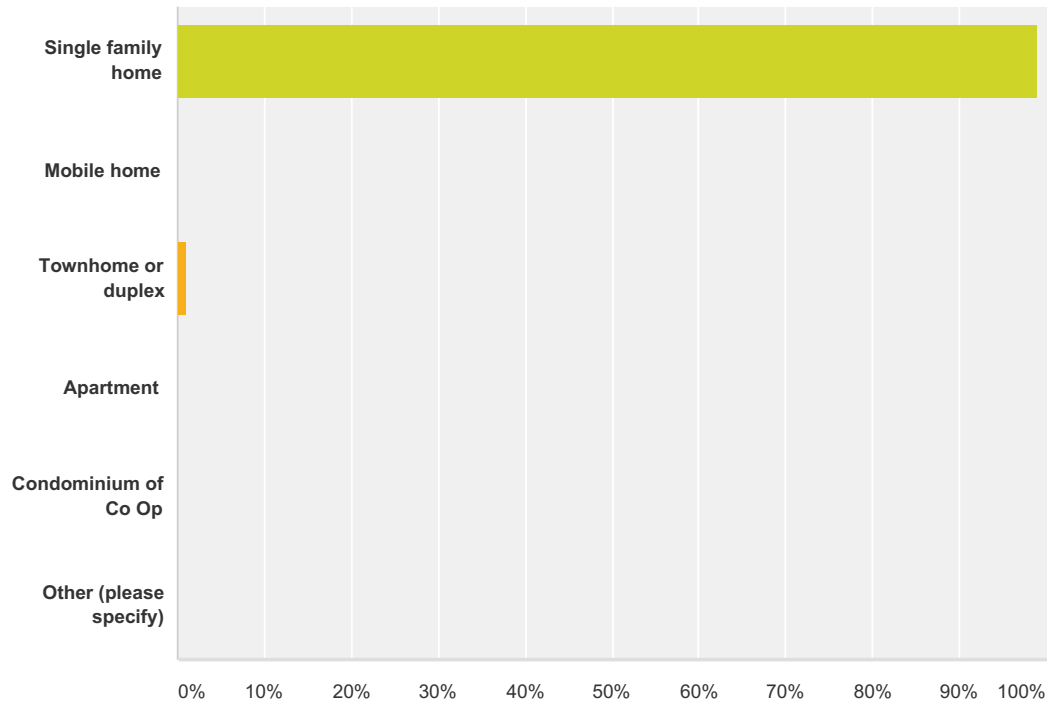
Answered: 179 Skipped: 41



Answer Choices	Responses	
Own	91.62%	164
Rent	6.70%	12
Other type of living arrangement	1.68%	3
Total		179

Q11 What type of home is your primary home?

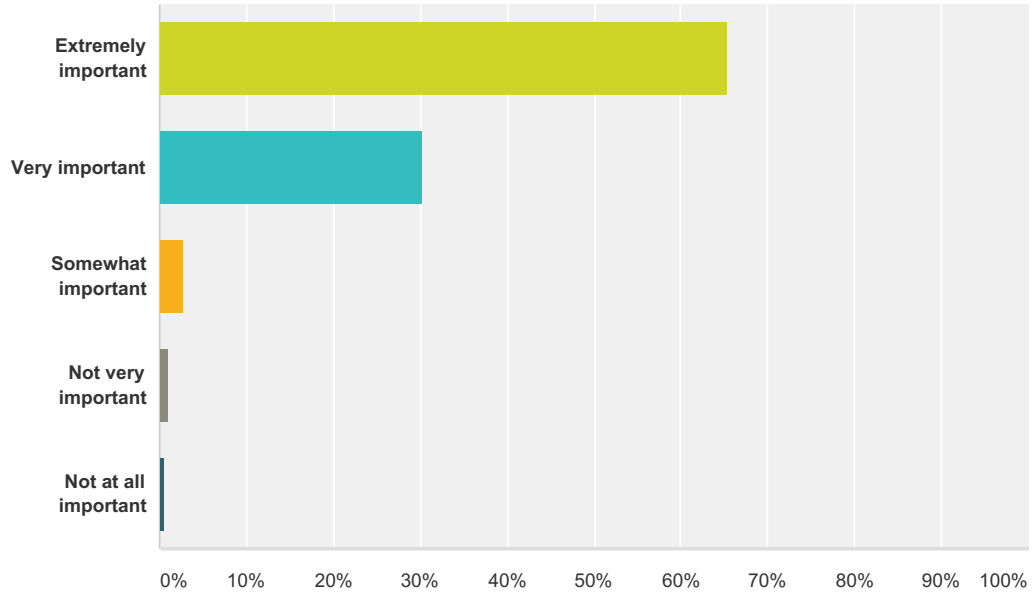
Answered: 179 Skipped: 41



Answer Choices	Responses	
Single family home	98.88%	177
Mobile home	0.00%	0
Townhome or duplex	1.12%	2
Apartment	0.00%	0
Condominium of Co Op	0.00%	0
Other (please specify)	0.00%	0
Total		179

Q12 How important is it for you to be able to live independently in your own home as you age?

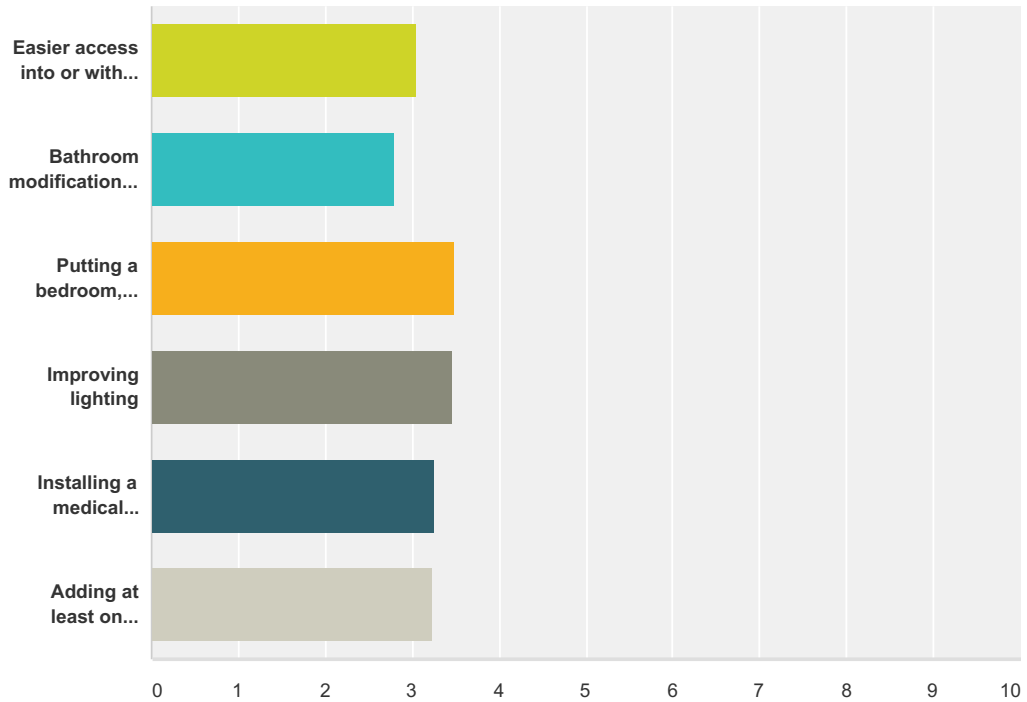
Answered: 179 Skipped: 41



Answer Choices	Responses	Count
Extremely important	65.36%	117
Very important	30.17%	54
Somewhat important	2.79%	5
Not very important	1.12%	2
Not at all important	0.56%	1
Total		179

Q13 People sometimes make modifications to their home so they can stay there as they age. Do you think you will need to make the following types of modification or improvements to your home to enable you to stay there as you age?

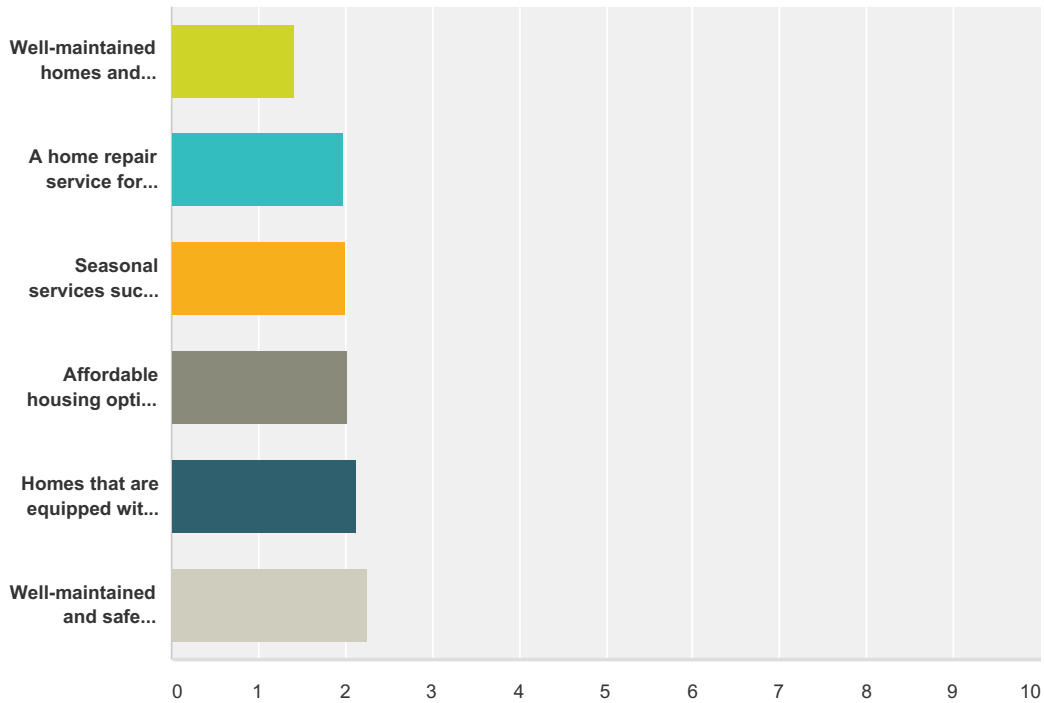
Answered: 167 Skipped: 53



	Extremely Important	Very Important	Somewhat important	Not very important	Not at all important	Total	Weighted Average
Easier access into or within your home such as a ramp, chairlift or elevator, or wider doorways	12.57% 21	22.16% 37	28.74% 48	20.36% 34	16.17% 27	167	3.05
Bathroom modifications such as grab bars, handrails, a higher toilet or non-slip tiles	16.17% 27	27.54% 46	31.74% 53	9.58% 16	14.97% 25	167	2.80
Putting a bedroom, bathroom and kitchen on the first floor	15.24% 25	10.98% 18	18.90% 31	19.51% 32	35.37% 58	164	3.49
Improving lighting	8.43% 14	17.47% 29	23.49% 39	21.08% 35	29.52% 49	166	3.46
Installing a medical emergency response system that notifies other in case of emergency	12.05% 20	16.27% 27	27.71% 46	22.29% 37	21.69% 36	166	3.25
Adding at least on no-step entry into the house	15.15% 25	13.33% 22	28.48% 47	18.79% 31	24.24% 40	165	3.24

Q14 How important do you think it is to have the following in your community?

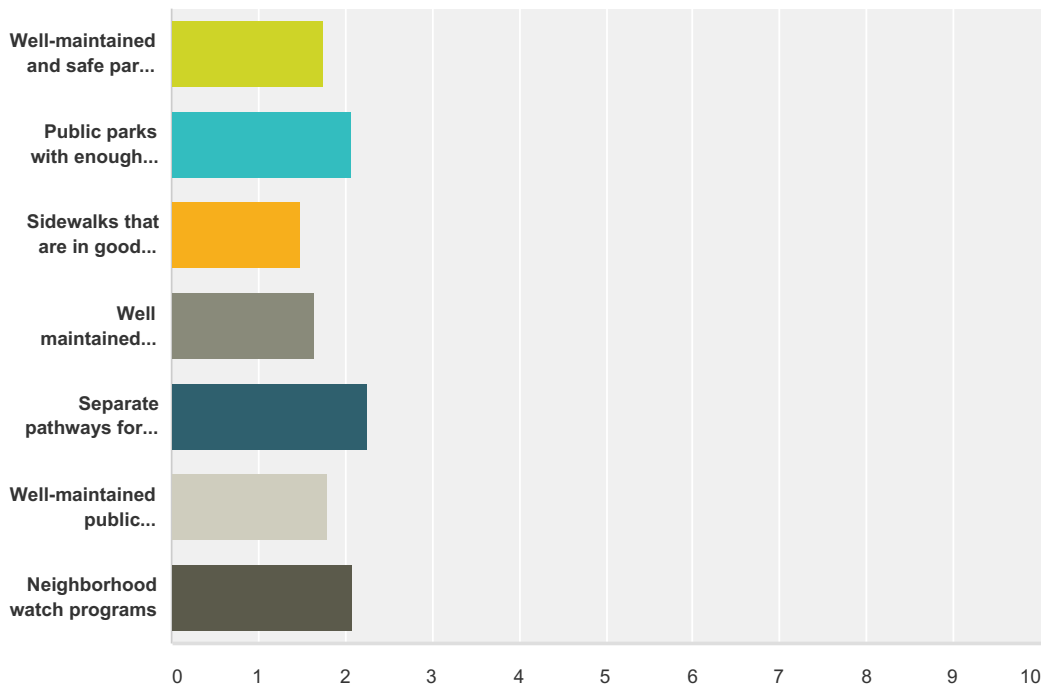
Answered: 164 Skipped: 56



	Extremely important	Very important	Somewhat important	Not very important	Not at all important	Total	Weighted Average
Well-maintained homes and properties	63.41% 104	33.54% 55	2.44% 4	0.00% 0	0.61% 1	164	1.41
A home repair service for low-income and older adults that helps with repairs	35.58% 58	38.65% 63	20.25% 33	1.84% 3	3.68% 6	163	1.99
Seasonal services such as lawn work or snow removal for low-income and older adults	35.80% 58	38.89% 63	17.90% 29	4.32% 7	3.09% 5	162	2.00
Affordable housing options (such as active adult communities, assisted living and communities with shared facilities and outdoor spaces) for adults of varying income levels	39.88% 65	34.36% 56	15.34% 25	4.29% 7	6.13% 10	163	2.02
Homes that are equipped with features such as a no-step entry, wider doorways, first floor bedroom and bath, grab bars in bathrooms	32.92% 53	36.02% 58	21.12% 34	6.21% 10	3.73% 6	161	2.12
Well-maintained and safe low-income housing	35.19% 57	31.48% 51	16.05% 26	7.41% 12	9.88% 16	162	2.25

Q15 How important do you think it is to have the following in your community?

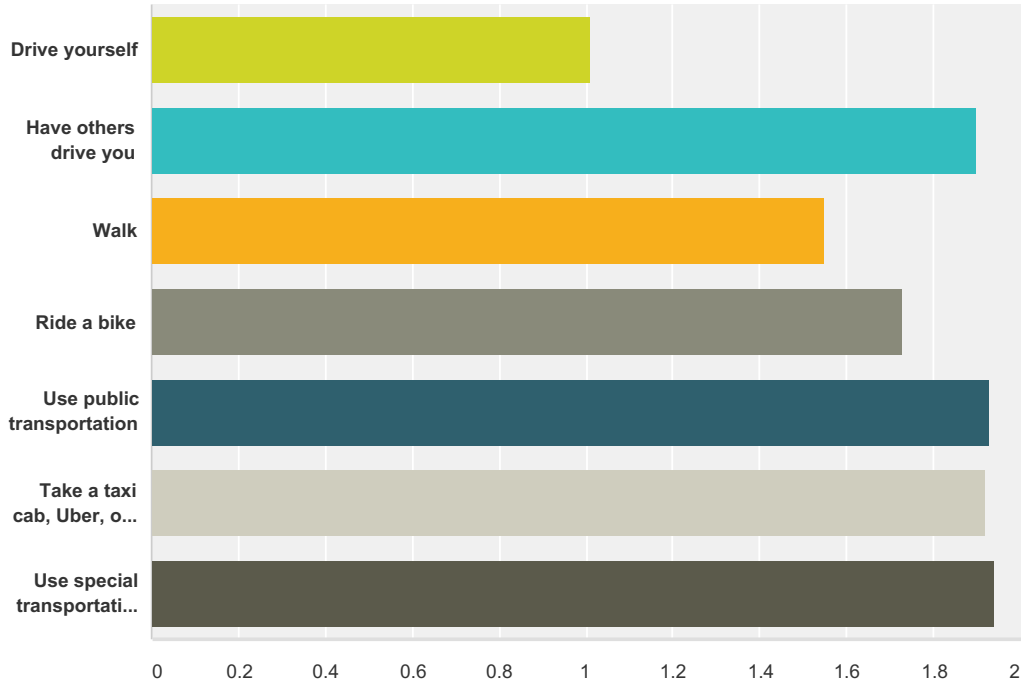
Answered: 159 Skipped: 61



	Extremely Important	Very Important	Somewhat Important	Not Very Important	Not At All Important	Total	Weighted Average
Well-maintained and safe parks that are within walking distance of your home	44.59% 70	37.58% 59	15.29% 24	1.91% 3	0.64% 1	157	1.76
Public parks with enough benches	30.38% 48	36.08% 57	31.01% 49	1.27% 2	1.27% 2	158	2.07
Sidewalks that are in good condition. Free from obstruction and are safe for pedestrian use and accessible for wheelchairs and other assistive mobility devices	61.39% 97	30.38% 48	6.96% 11	0.63% 1	0.63% 1	158	1.49
Well-maintained public buildings and facilities that are accessible to people of different physical abilities	48.73% 77	40.51% 64	9.49% 15	0.00% 0	1.27% 2	158	1.65
Separate pathways for bicyclists and pedestrians	34.59% 55	25.16% 40	23.90% 38	12.58% 20	3.77% 6	159	2.26
Well-maintained public restrooms that are accessible to people of different physical abilities	43.59% 68	35.90% 56	17.95% 28	1.92% 3	0.64% 1	156	1.80
Neighborhood watch programs	29.75% 47	41.77% 66	22.78% 36	2.53% 4	3.16% 5	158	2.08

Q16 Do you get around for thing like shopping, visiting the doctor, running errands or going to other places in the following ways?

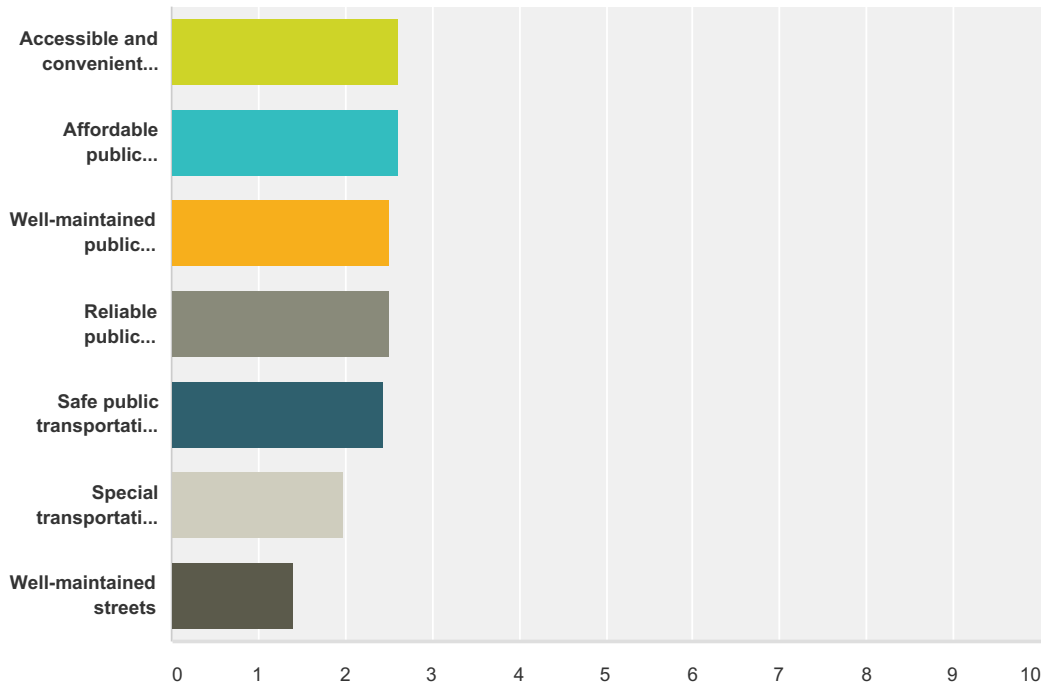
Answered: 159 Skipped: 61



	Yes	No	Total	Weighted Average
Drive yourself	99.36% 156	0.64% 1	157	1.01
Have others drive you	9.87% 15	90.13% 137	152	1.90
Walk	45.45% 70	54.55% 84	154	1.55
Ride a bike	26.67% 40	73.33% 110	150	1.73
Use public transportation	7.38% 11	92.62% 138	149	1.93
Take a taxi cab, Uber, or other ride-sharing option	8.00% 12	92.00% 138	150	1.92
Use special transportation services, such as one for seniors or persons with disabilities	6.04% 9	93.96% 140	149	1.94

Q17 How important do you think it is to have the following in your community?

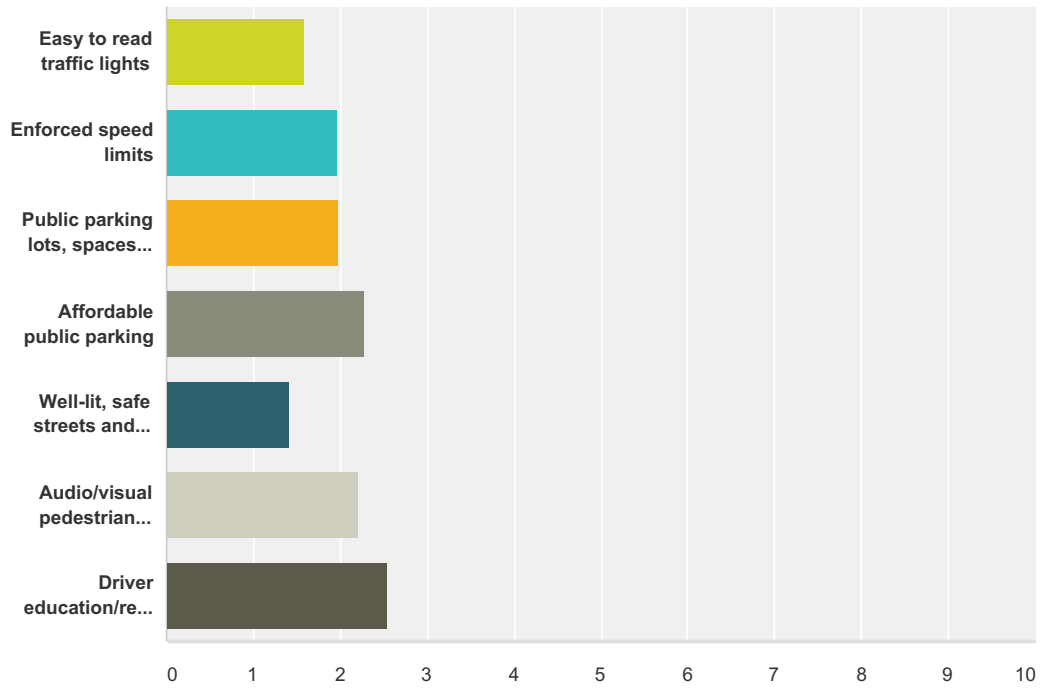
Answered: 153 Skipped: 67



	Extremely Important	Very Important	Somewhat Important	Not Very Important	Not At All Important	Total	Weighted Average
Accessible and convenient public transportation	18.42% 28	29.61% 45	30.26% 46	15.13% 23	6.58% 10	152	2.62
Affordable public transportation	19.21% 29	29.80% 45	28.48% 43	16.56% 25	5.96% 9	151	2.60
Well-maintained public transportation vehicles	23.18% 35	31.13% 47	24.50% 37	14.57% 22	6.62% 10	151	2.50
Reliable public transportation	23.18% 35	31.13% 47	25.17% 38	13.91% 21	6.62% 10	151	2.50
Safe public transportation stops or areas	24.83% 37	33.56% 50	20.81% 31	14.09% 21	6.71% 10	149	2.44
Special transportation services for people with disabilities and older adults	39.07% 59	33.11% 50	20.53% 31	4.64% 7	2.65% 4	151	1.99
Well-maintained streets	64.24% 97	33.11% 50	1.99% 3	0.66% 1	0.00% 0	151	1.39

Q18 How important do you think it is to have the following in your community?

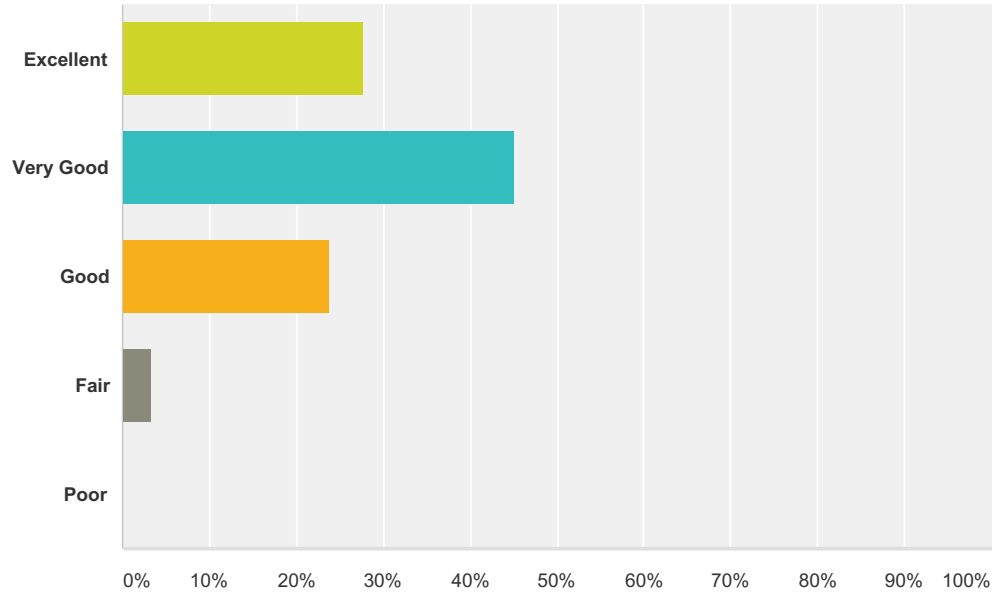
Answered: 151 Skipped: 69



	Extremely Important	Very Important	Somewhat Important	Not Very Important	Not At All Important	Total	Weighted Average
Easy to read traffic lights	52.32% 79	38.41% 58	7.95% 12	0.66% 1	0.66% 1	151	1.59
Enforced speed limits	34.67% 52	40.67% 61	20.00% 30	2.00% 3	2.67% 4	150	1.97
Public parking lots, spaces and areas to park	34.44% 52	41.06% 62	17.88% 27	4.64% 7	1.99% 3	151	1.99
Affordable public parking	31.79% 48	33.11% 50	19.21% 29	7.95% 12	7.95% 12	151	2.27
Well-lit, safe streets and intersections for all users (pedestrians, bicyclists, drivers)	61.59% 93	35.76% 54	1.99% 3	0.00% 0	0.66% 1	151	1.42
Audio/visual pedestrian crossings	29.33% 44	33.33% 50	28.67% 43	4.67% 7	4.00% 6	150	2.21
Driver education/refresher courses	22.67% 34	28.00% 42	27.33% 41	15.33% 23	6.67% 10	150	2.55

Q19 In general, when compared to most people your age, how would you rate your health?

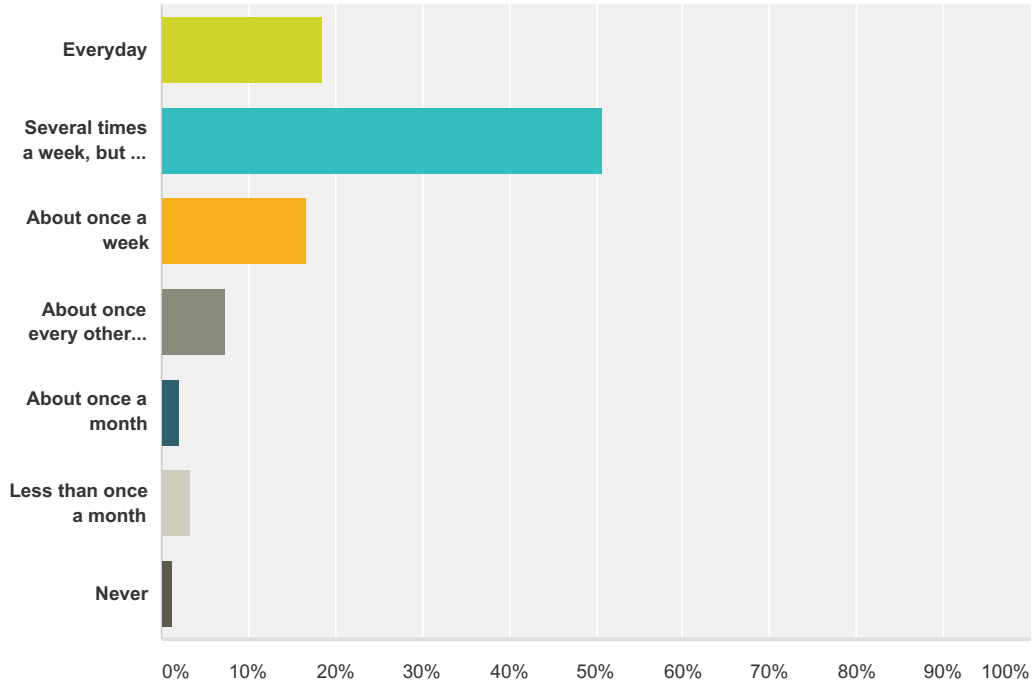
Answered: 151 Skipped: 69



Answer Choices	Responses
Excellent	27.81% 42
Very Good	45.03% 68
Good	23.84% 36
Fair	3.31% 5
Poor	0.00% 0
Total	151

Q20 How often do you engage in some form of physical exercise (such as walking, running, biking, swimming, sports, strength training, yoga, stretching)?

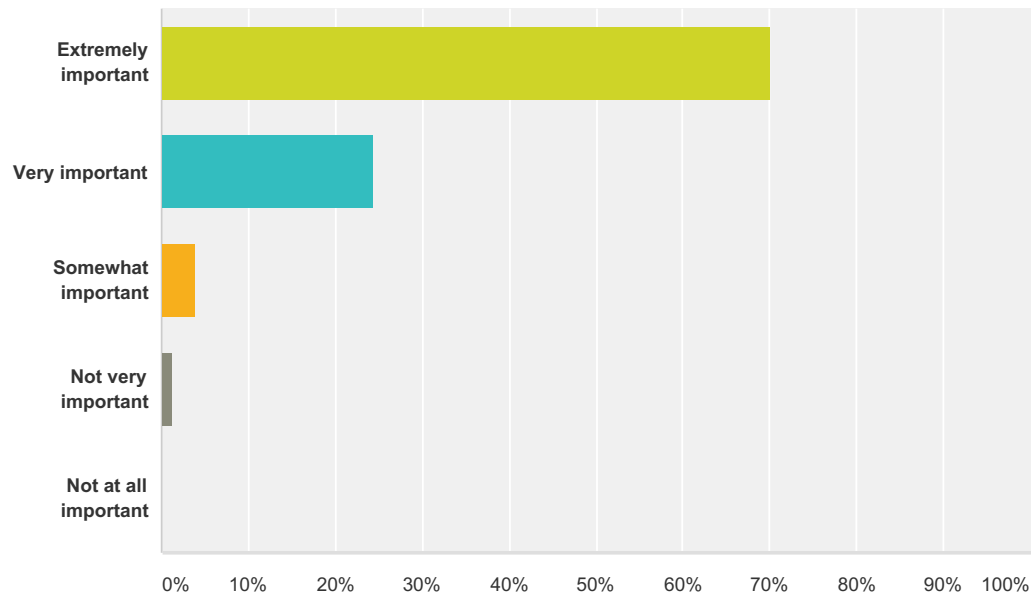
Answered: 150 Skipped: 70



Answer Choices	Responses
Everyday	18.67% 28
Several times a week, but not every day	50.67% 76
About once a week	16.67% 25
About once every other week	7.33% 11
About once a month	2.00% 3
Less than once a month	3.33% 5
Never	1.33% 2
Total	150

Q21 How important is it to you to remain physically active for as long as possible?

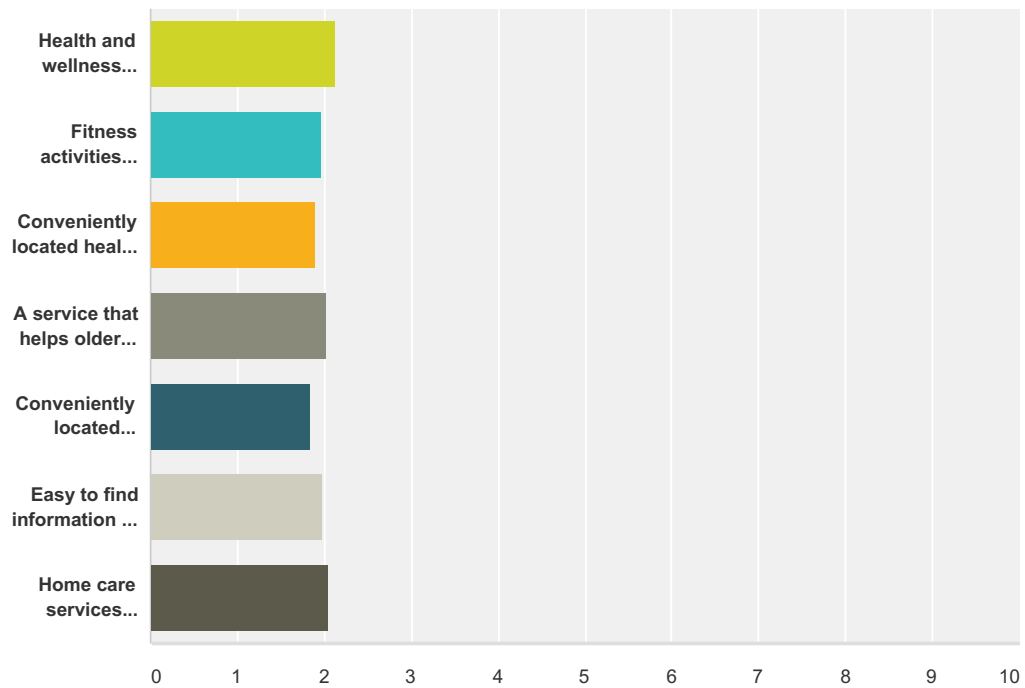
Answered: 151 Skipped: 69



Answer Choices	Responses	Count
Extremely important	70.20%	106
Very important	24.50%	37
Somewhat important	3.97%	6
Not very important	1.32%	2
Not at all important	0.00%	0
Total		151

Q22 How important do you think it is to have the following in your community?

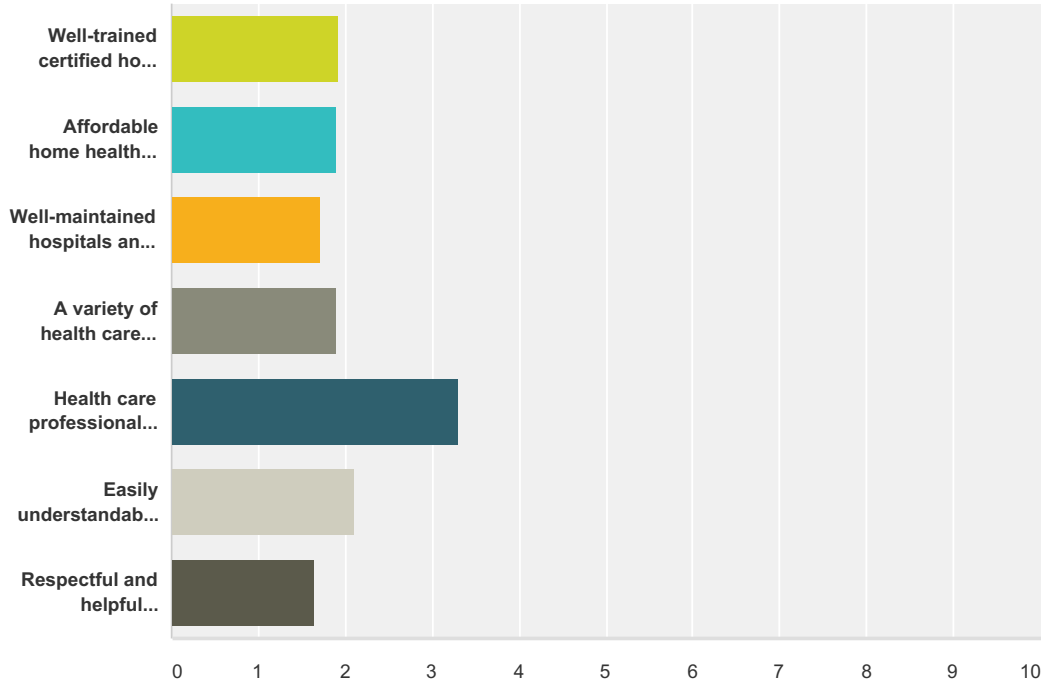
Answered: 150 Skipped: 70



	Extremely Important	Very Important	Somewhat Important	Not Very Important	Not At All Important	Total	Weighted Average
Health and wellness programs and classes in areas such as nutrition, smoking cessation and weight control	28.86% 43	38.26% 57	25.50% 38	6.04% 9	1.34% 2	149	2.13
Fitness activities specifically geared to older adults	33.56% 50	40.27% 60	22.15% 33	3.36% 5	0.67% 1	149	1.97
Conveniently located health and social services	40.67% 61	33.33% 50	22.00% 33	2.00% 3	2.00% 3	150	1.91
A service that helps older adults find and access health and supportive services	32.21% 48	39.60% 59	22.15% 33	4.70% 7	1.34% 2	149	2.03
Conveniently located emergency care centers	39.86% 59	41.89% 62	14.86% 22	2.03% 3	1.35% 2	148	1.83
Easy to find information on local health and supportive services	34.46% 51	38.51% 57	22.97% 34	2.70% 4	1.35% 2	148	1.98
Home care services including health, personal care and housekeeping	31.08% 46	40.54% 60	22.97% 34	4.05% 6	1.35% 2	148	2.04

Q23 How important do you think it is to have the following in your community?

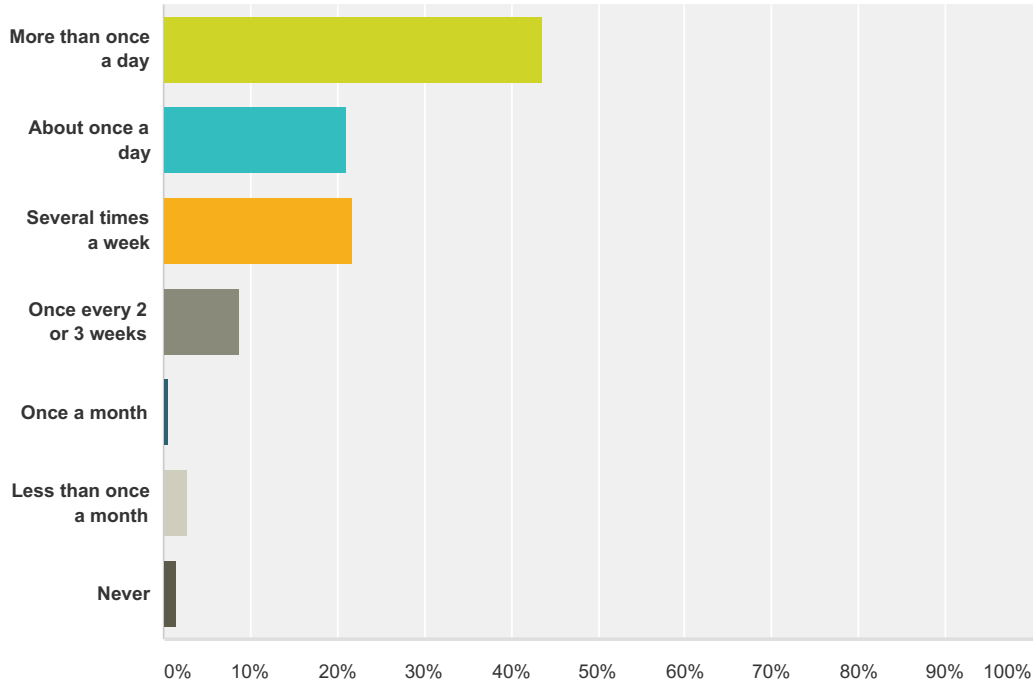
Answered: 148 Skipped: 72



	Extremely Important	Very Important	Somewhat Important	Not Very Important	Not At All Important	Total	Weighted Average
Well-trained certified home health care providers	37.84% 56	37.16% 55	20.27% 30	3.38% 5	1.35% 2	148	1.93
Affordable home health care providers	41.22% 61	35.81% 53	17.57% 26	4.05% 6	1.35% 2	148	1.89
Well-maintained hospitals and health care facilities	50.34% 74	32.65% 48	12.93% 19	2.72% 4	1.36% 2	147	1.72
A variety of health care professionals including specialists	41.89% 62	33.78% 50	19.59% 29	3.38% 5	1.35% 2	148	1.89
Health care professionals who speak different languages	12.93% 19	14.29% 21	27.21% 40	21.77% 32	23.81% 35	147	3.29
Easily understandable and helpful local hospital or clinic answering services	34.46% 51	34.46% 51	18.92% 28	9.46% 14	2.70% 4	148	2.11
Respectful and helpful hospital and clinic staff	54.05% 80	33.11% 49	8.78% 13	2.70% 4	1.35% 2	148	1.64

Q24 About how frequently do you interact with your friends, family or neighbors in your community? This interaction could be by phone, in person, email, or social media (such as Facebook).

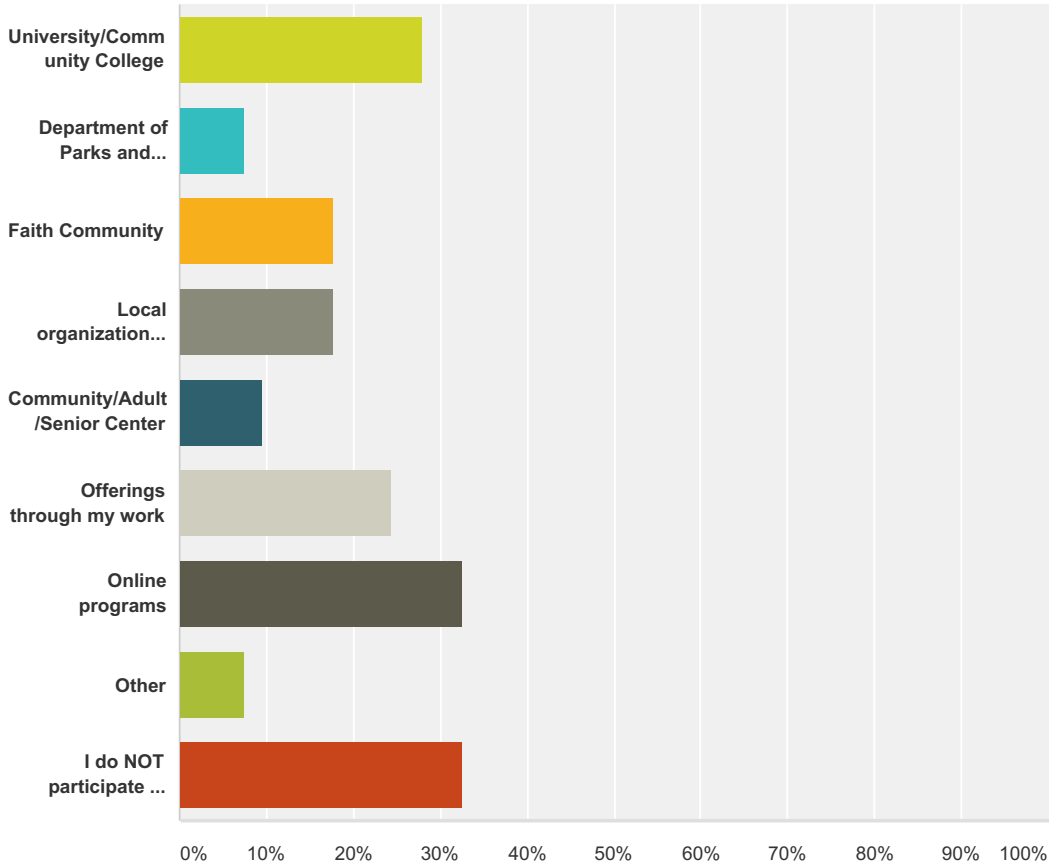
Answered: 147 Skipped: 73



Answer Choices	Responses	Count
More than once a day	43.54%	64
About once a day	21.09%	31
Several times a week	21.77%	32
Once every 2 or 3 weeks	8.84%	13
Once a month	0.68%	1
Less than once a month	2.72%	4
Never	1.36%	2
Total		147

**Q25 Where do you typically go for continuing education or self-improvement classes/workshops in your Community?
Check all that apply.**

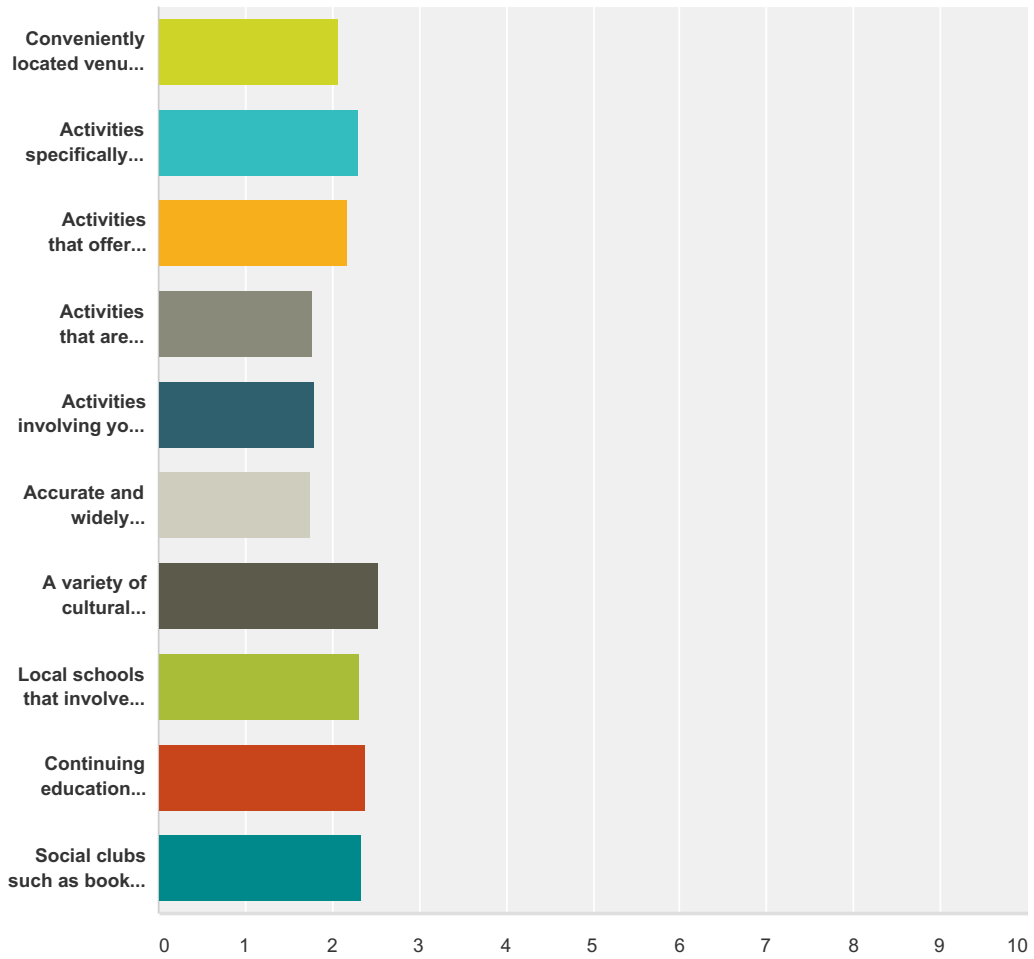
Answered: 147 Skipped: 73



Answer Choices	Responses
University/Community College	27.89% 41
Department of Parks and Recreation	7.48% 11
Faith Community	17.69% 26
Local organizations or businesses	17.69% 26
Community/Adult/Senior Center	9.52% 14
Offerings through my work	24.49% 36
Online programs	32.65% 48
Other	7.48% 11
I do NOT participate in any continuing education/self-improvement classes	32.65% 48
Total Respondents: 147	

Q26 How important do you think it is to have the following in your community?

Answered: 148 Skipped: 72



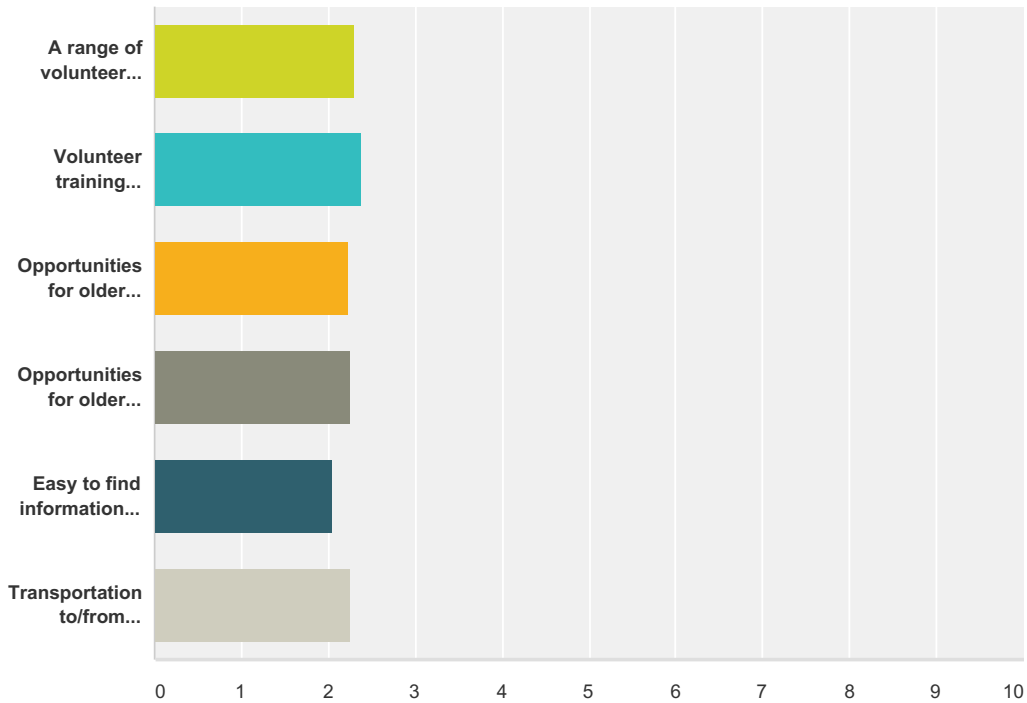
	Extremely Important	Very Important	Somewhat Important	Not Very Important	Not At All Important	Total	Weighted Average
Conveniently located venues for entertainment	32.41% 47	35.86% 52	26.90% 39	3.45% 5	1.38% 2	145	2.06
Activities specifically geared to older adults	19.59% 29	40.54% 60	33.11% 49	4.73% 7	2.03% 3	148	2.29
Activities that offer senior discounts	25.00% 37	43.24% 64	25.00% 37	3.38% 5	3.38% 5	148	2.17
Activities that are affordable to all residents	41.89% 62	41.89% 62	13.51% 20	2.03% 3	0.68% 1	148	1.78
Activities involving young and older people	42.57% 63	35.14% 52	21.62% 32	0.68% 1	0.00% 0	148	1.80
Accurate and widely publicized information about social activities	42.18% 62	40.14% 59	17.69% 26	0.00% 0	0.00% 0	147	1.76
A variety of cultural activities for diverse populations	22.97% 34	29.73% 44	27.03% 40	11.49% 17	8.78% 13	148	2.53

Community For All Ages

Local schools that involve older adults in events and activities	25.85% 38	31.29% 46	32.65% 48	6.12% 9	4.08% 6	147	2.31
Continuing education classes	21.77% 32	34.69% 51	31.97% 47	7.48% 11	4.08% 6	147	2.37
Social clubs such as books, gardening, cooking or crafts	22.45% 33	38.78% 57	25.85% 38	9.52% 14	3.40% 5	147	2.33

Q27 How important do you think it is to have the following in your community?

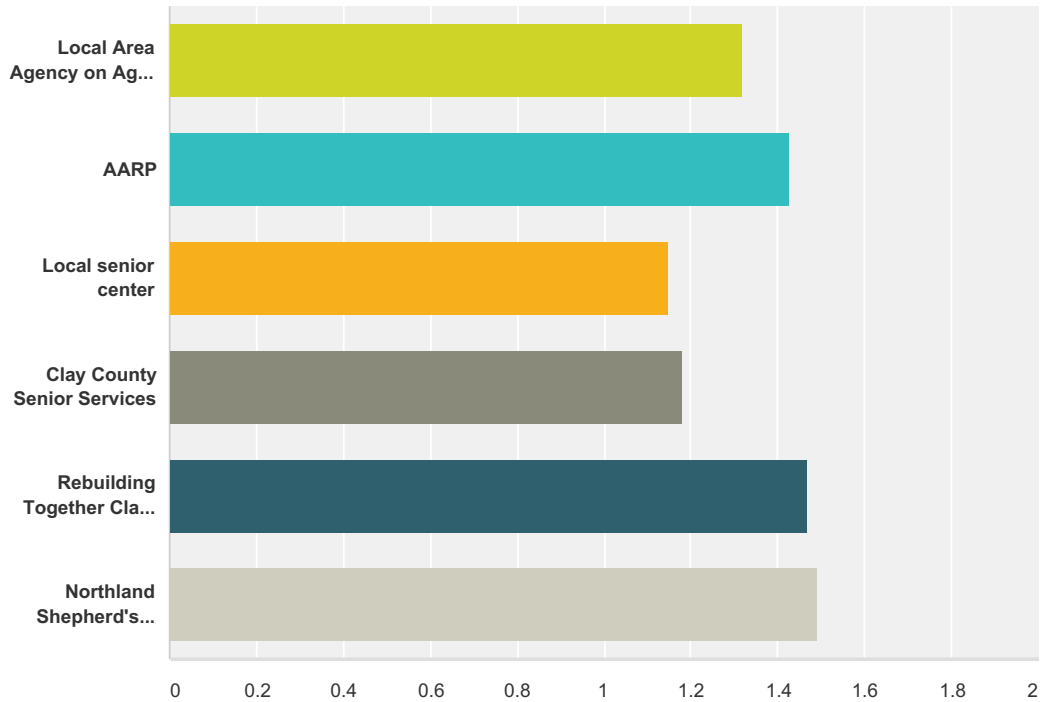
Answered: 146 Skipped: 74



	Extremely Important	Very Important	Somewhat Important	Not Very Important	Not At All Important	Total	Weighted Average
A range of volunteer activities to choose from	19.86% 29	38.36% 56	34.93% 51	5.48% 8	1.37% 2	146	2.30
Volunteer training opportunities to help people perform better in their volunteer roles	17.93% 26	38.62% 56	33.79% 49	6.21% 9	3.45% 5	145	2.39
Opportunities for older adults to participate in decision making bodies such as community councils and commissions	20.83% 30	42.36% 61	31.94% 46	2.08% 3	2.78% 4	144	2.24
Opportunities for older adults to volunteer in city sponsored activities and programs	18.75% 27	43.75% 63	31.94% 46	3.47% 5	2.08% 3	144	2.26
Easy to find information about local volunteer opportunities	29.66% 43	40.00% 58	26.90% 39	2.76% 4	0.69% 1	145	2.05
Transportation to/from volunteer activities for those who need it	22.07% 32	41.38% 60	26.90% 39	7.59% 11	2.07% 3	145	2.26

Q28 Would you turn to one of the following resources if you, a family member or friend needed information about services for older adults, such as caregiving services, home delivered meals, home repair, medical transportation or social activities?

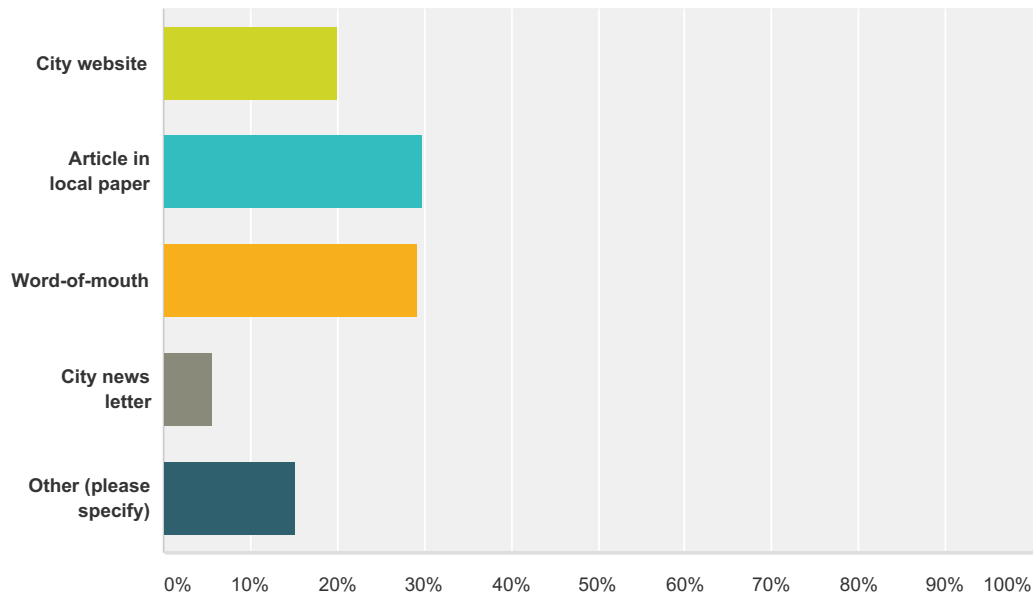
Answered: 144 Skipped: 76



	Yes	No	Total	Weighted Average
Local Area Agency on Aging (AAA)	67.63% 94	32.37% 45	139	1.32
AARP	56.83% 79	43.17% 60	139	1.43
Local senior center	85.31% 122	14.69% 21	143	1.15
Clay County Senior Services	82.39% 117	17.61% 25	142	1.18
Rebuilding Together Clay County	53.28% 73	46.72% 64	137	1.47
Northland Shepherd's Center	51.11% 69	48.89% 66	135	1.49

Q29 How do you keep informed of city news?

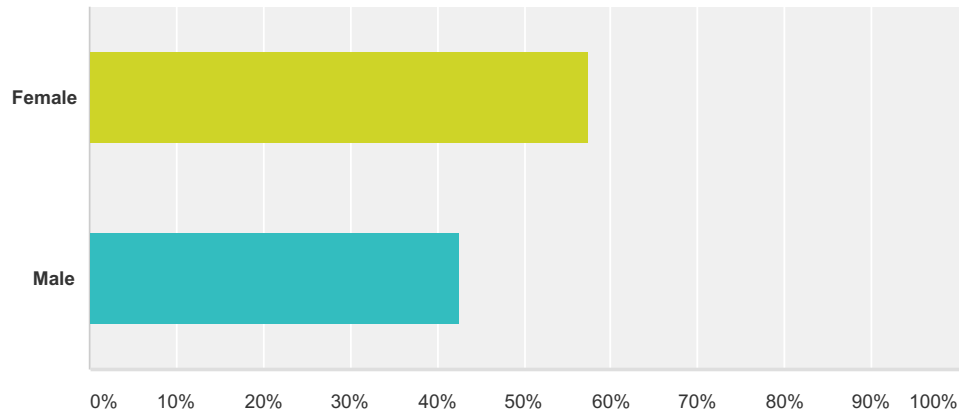
Answered: 144 Skipped: 76



Answer Choices	Responses
City website	20.14% 29
Article in local paper	29.86% 43
Word-of-mouth	29.17% 42
City news letter	5.56% 8
Other (please specify)	15.28% 22
Total	144

Q30 Are you female or male?

Answered: 143 Skipped: 77



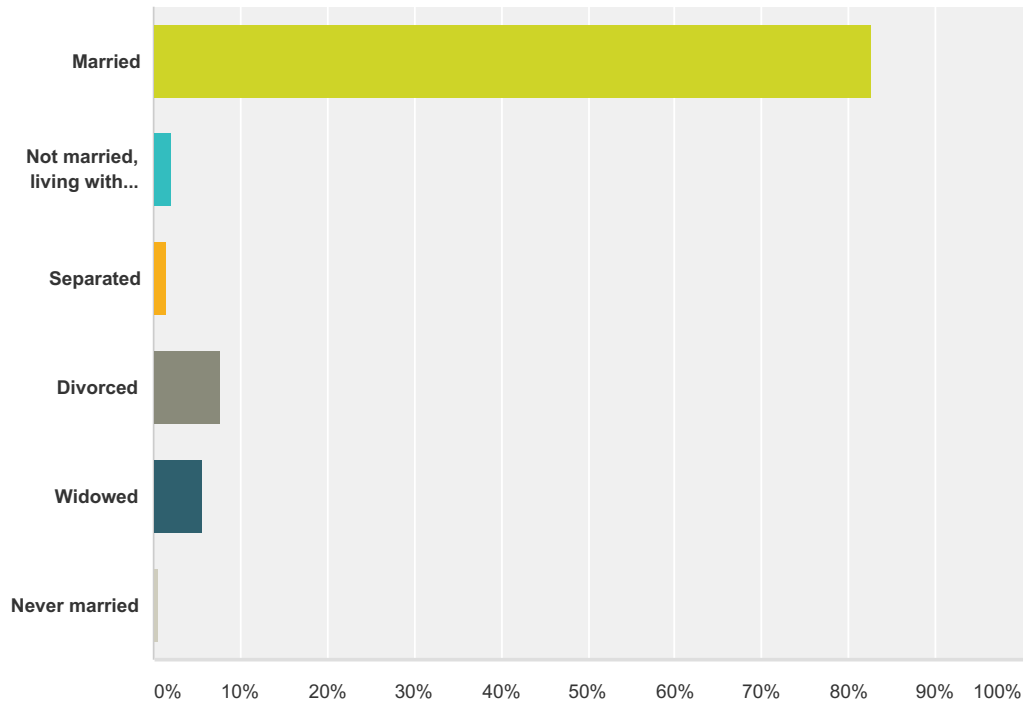
Answer Choices	Responses
Female	57.34% 82
Male	42.66% 61
Total	143

Q31 What is your age as of your last birthday? (Age in years)

Answered: 130 Skipped: 90

Q32 What is your current marital status?

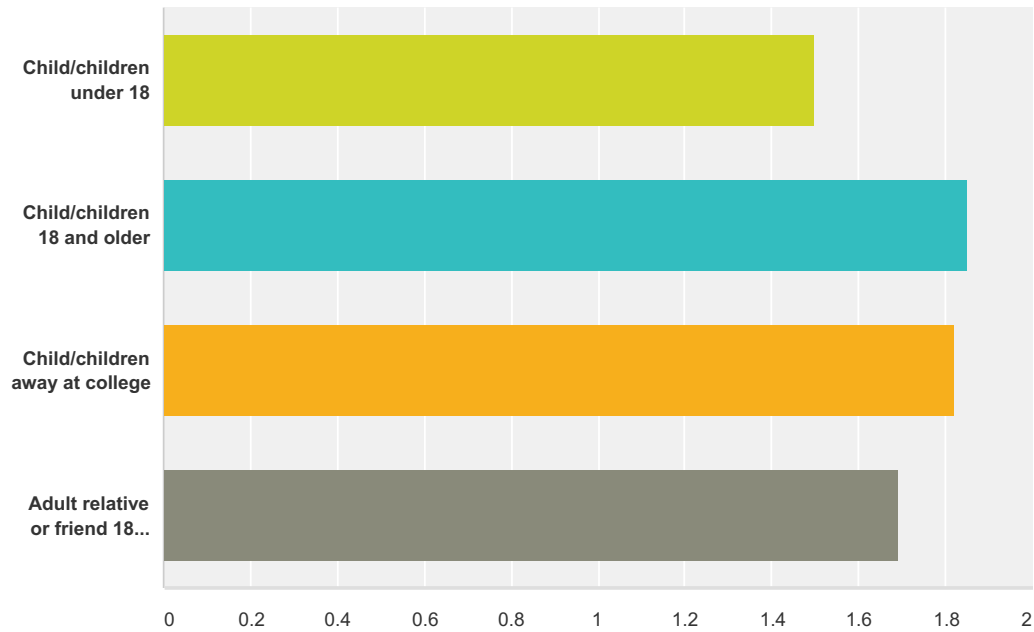
Answered: 144 Skipped: 76



Answer Choices	Responses	Count
Married	82.64%	119
Not married, living with partner	2.08%	3
Separated	1.39%	2
Divorced	7.64%	11
Widowed	5.56%	8
Never married	0.69%	1
Total		144

Q33 Besides yourself, do you have any of the following people living in your household?

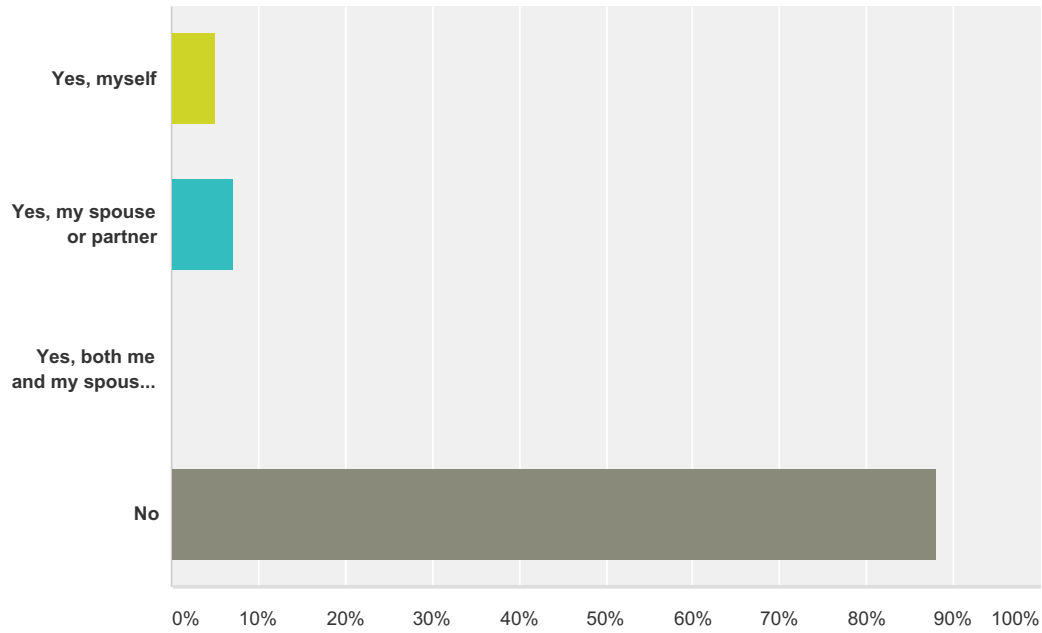
Answered: 144 Skipped: 76



	Yes	No	Total	Weighted Average
Child/children under 18	49.63% 67	50.37% 68	135	1.50
Child/children 18 and older	14.53% 17	85.47% 100	117	1.85
Child/children away at college	17.65% 21	82.35% 98	119	1.82
Adult relative or friend 18 or older	31.15% 38	68.85% 84	122	1.69

Q34 Does any disability, handicap, or chronic disease keep you and/or your spouse or partner from fully participating in work, school, housework, or other activities?

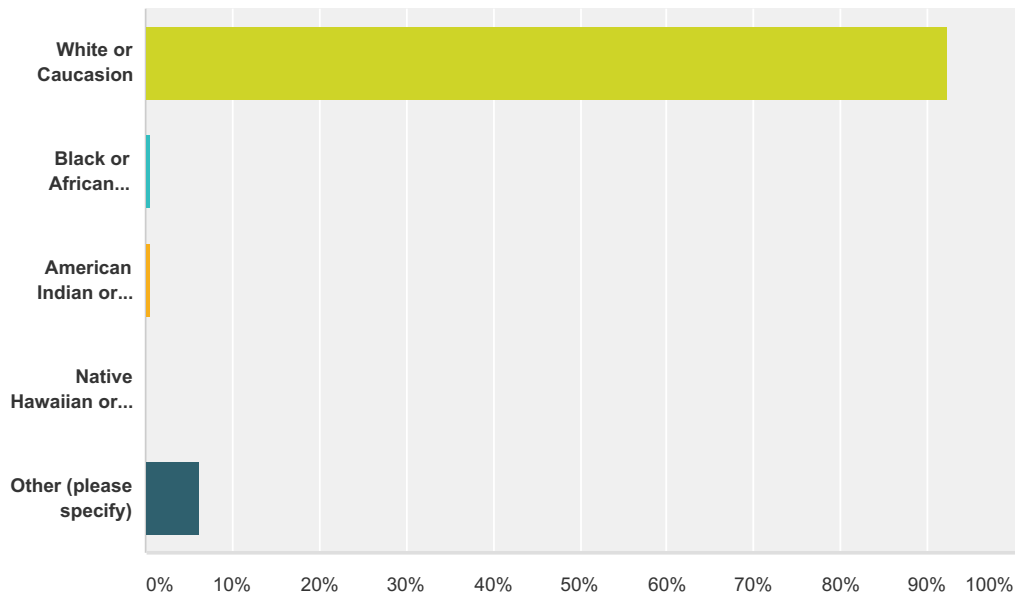
Answered: 142 Skipped: 78



Answer Choices	Responses
Yes, myself	4.93% 7
Yes, my spouse or partner	7.04% 10
Yes, both me and my spouse or partner	0.00% 0
No	88.03% 125
Total	142

Q35 What is your race and/or ethnicity? (Check All That Apply)

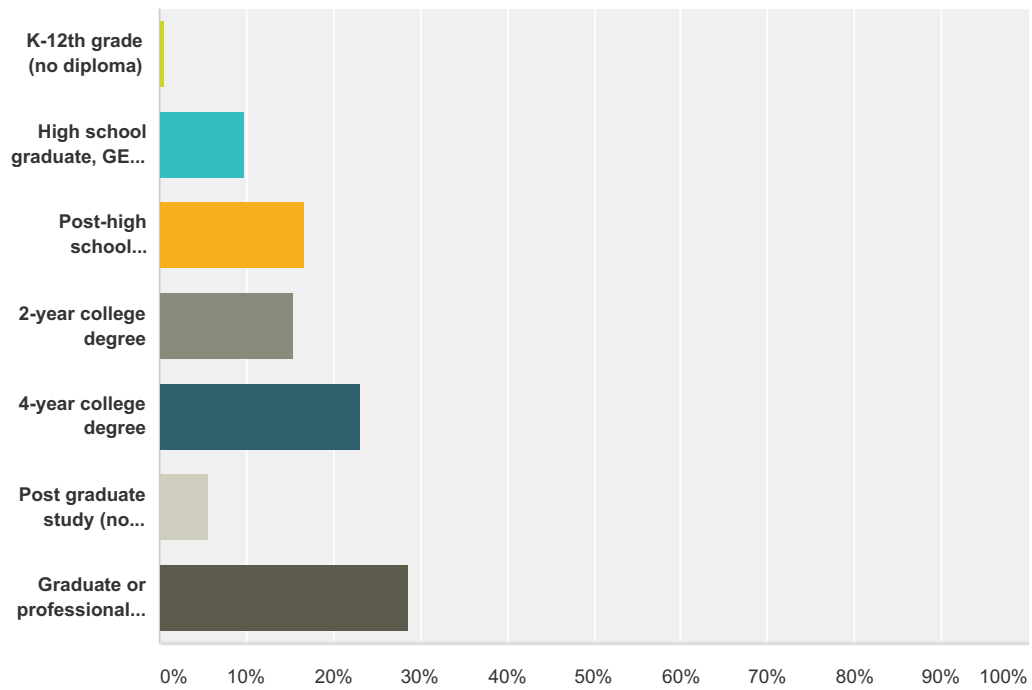
Answered: 142 Skipped: 78



Answer Choices	Responses	Count
White or Caucasian	92.25%	131
Black or African American	0.70%	1
American Indian or Alaska Native	0.70%	1
Native Hawaiian or other Pacific Islander	0.00%	0
Other (please specify)	6.34%	9
Total		142

Q36 What is the highest level of education you have completed?

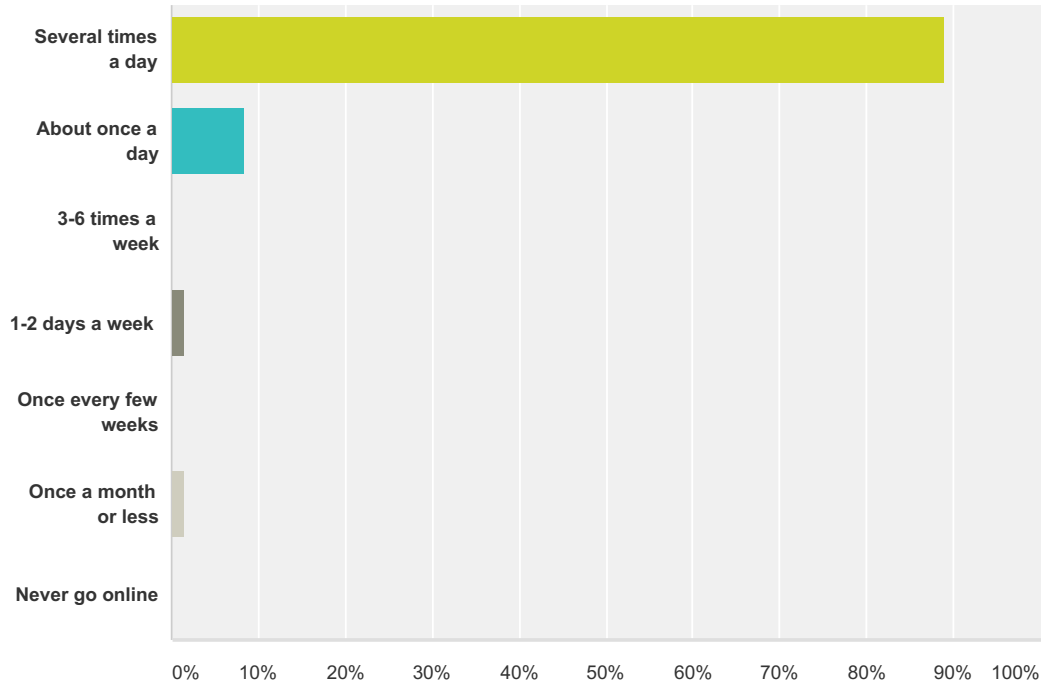
Answered: 143 Skipped: 77



Answer Choices	Responses
K-12th grade (no diploma)	0.70% 1
High school graduate, GED equivalent	9.79% 14
Post-high school education/training (no degree)	16.78% 24
2-year college degree	15.38% 22
4-year college degree	23.08% 33
Post graduate study (no degree)	5.59% 8
Graduate or professional degree(s)	28.67% 41
Total	143

Q37 In general, how often do you go online to access the Internet for thing like sending or receiving email, getting news and information, paying bills or managing finances or buying products or services? This includes access from home, work, a mobile device (such as a smartphone) or someplace else.

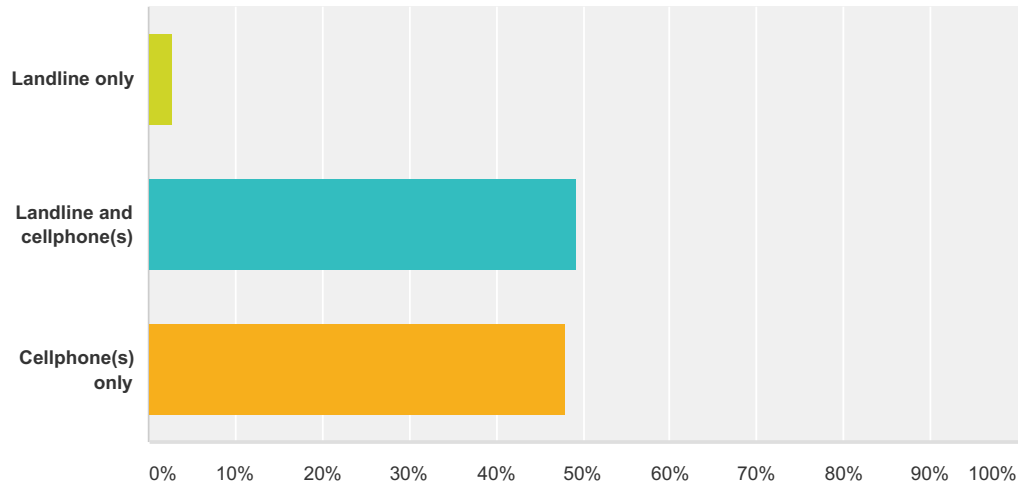
Answered: 144 Skipped: 76



Answer Choices	Responses	Count
Several times a day	88.89%	128
About once a day	8.33%	12
3-6 times a week	0.00%	0
1-2 days a week	1.39%	2
Once every few weeks	0.00%	0
Once a month or less	1.39%	2
Never go online	0.00%	0
Total		144

Q38 How do you receive calls at home?

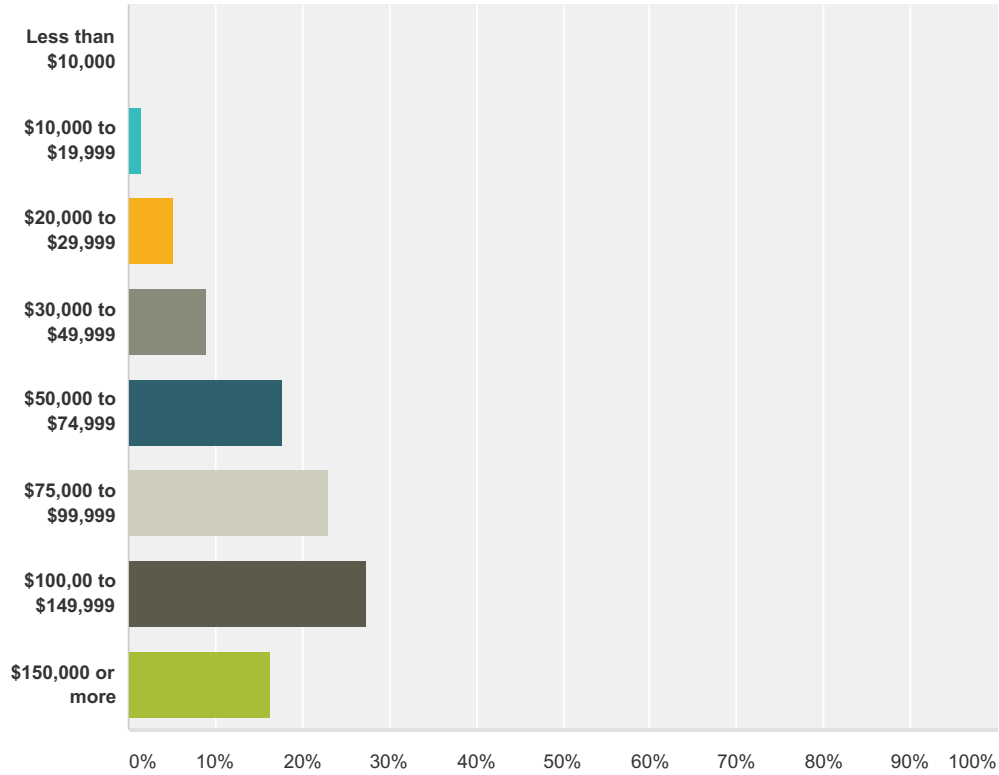
Answered: 144 Skipped: 76



Answer Choices	Responses	
Landline only	2.78%	4
Landline and cellphone(s)	49.31%	71
Cellphone(s) only	47.92%	69
Total		144

Q39 What was your annual household income before taxes in the most recent tax year?

Answered: 135 Skipped: 85



Answer Choices	Responses
Less than \$10,000	0.00% 0
\$10,000 to \$19,999	1.48% 2
\$20,000 to \$29,999	5.19% 7
\$30,000 to \$49,999	8.89% 12
\$50,000 to \$74,999	17.78% 24
\$75,000 to \$99,999	22.96% 31
\$100,00 to \$149,999	27.41% 37
\$150,000 or more	16.30% 22
Total	135